

Computer Based Training Navigation







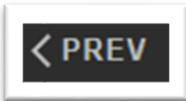
Online training is available regarding the Teachers' Retirement Law, New SEW Training, and Employer Onboarding Resources. These modules are posted on the Employer Learning Center and are designed to allow you to move through the training at your own pace.

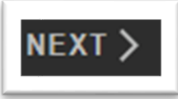
Revised: 5/24/2023

Playbar Features

Use the Playbar to navigate through your training. The Playbar allows you to pause, move ahead or rewind lessons and demonstrations at any time.

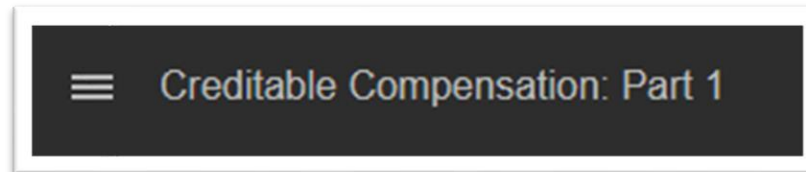


Playbar Features		Description
	Play/Pause button	Stops or resumes a slide
	Progress bar	Displays your progress and allows movement on the current slide timeline
	Restart slide button	Restarts the current slide
	Volume button	Turns audio up and down
	Closed Caption(CC) button	Displays or hides closed captioning
	Settings button	Displays settings for zoom, accessible text, and keyboard choices
	Previous button	Returns user to previous slide

Playbar Features		Description
	Next button	Advances user to next slide

Menu button features

The Menu button in the upper right hand corner opens the Table of Contents.



The Table of Contents allows the user to view and navigate all content by selecting a topic.

MENU

- ▼ **Creditable Compensation Part 1**
 - Creditable Compensation: Part 1 ✓
 - Learning Objectives ✓
 - Principles of Creditable Compensation ✓
 - Creditable Compensation Includes: ✓
 - Creditable Compensation Excludes: ✓
 - Does the compensation meet the